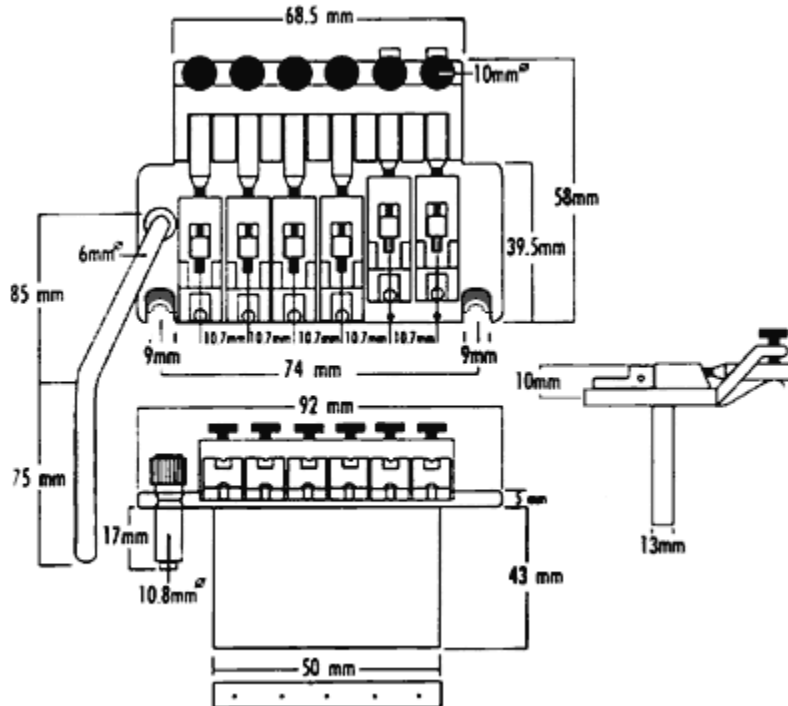


Schaller Floyd Rose Tremolo Diagram

This bridge is licenced by Floyd Rose and features fine tuning, a removable tremolo arm and original type saddles for plain end string anchoring. This bridge is different from the original in that the main body is die cast with hardened steel inserts for fulcrum points. Sonically, this die cast design is a little less bright or brittle sounding than the solid steel original. This bridge has a string spread of 2-3/32" (53mm)




Dimensions in Millimeters

There are several stud options available. If you supply us with your studs or buy the bridge from us, we will install them for just \$10.00. Wood screws are still provided by some vendors. Warmoth only provides the stud/insert mounting system with this bridge.

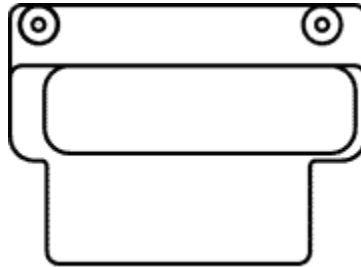


The standard, non recessed, Floyd installation sits quite high on the guitar and necessitates angling or shimming the neck pocket 2 degrees for proper operation. We can rout the correct angle in your neck pocket for just **\$10.00**.



(Non Recessed) Standard Floyd Bridge Rout

The alternative mounting is called "recessed" routing. This allows the bridge to sit lower, down into the body. Both up and down action are still possible. We offer recessed routing for both the original Floyd Rose and Schaller tremolos. Please specify which bridge you have as they are not interchangeable.



Recessed Floyd Bridge Rout