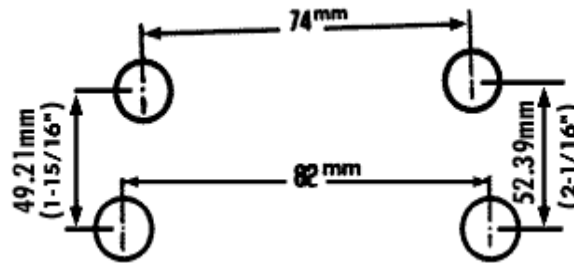
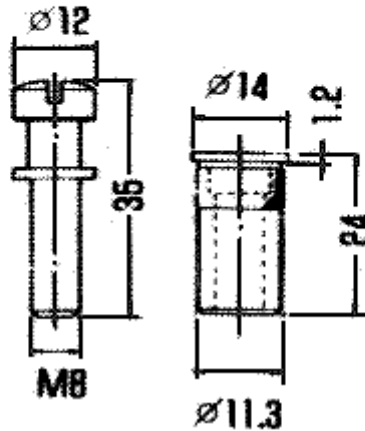
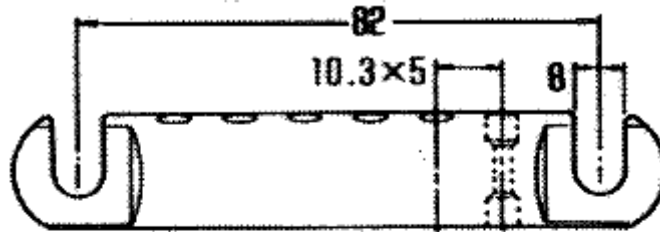


# Gotoh Stop Tail piece Diagram

This is the traditional Gibson bridge arrangement. This is to be used in conjunction with the Gotoh tune-o-matic bridge that we sell. **NOTE:** There are many versions of this type of bridge system available with a near equal number of stud diameters and spacing. If you are using this as a replacement bridge, please double check the dimensions to be absolutely sure it will fit. A neck pocket angle of 1-1/2 to 3 degrees is necessary for proper operation. We can rout the correct angle in the neck pocket for just \$10.00. We can also install studs in the body for just \$10.00.



**Drilling Dimensions**  
(Do not use as a template)

**Notice that the left stud is positioned slightly further back than the right. This is because of the limited adjustment range of the Tun-o-matic saddle piece. Angling the bridge helps offer maximum intonation adjustment.**